

Scaled data based on original data using  
LM-79-08 Approved Method: Electrical and Photometric Measurements of Solid-  
State Lighting Products

Test Report Prepared for  
Cooper Lighting Solutions  
(formerly Eaton)

Brand: McGRAW-EDISON

Report Number: P386209

Luminaire Tested: **GWC-SA1D-750-U-T4W**

Issue Date: 3/3/2020

**Test Information**

Test Method: LM-79-08  
Report Number: P386209  
TEST IS SCALED FROM IESNA LM-79-08 TEST DATA (G2-1903-205-18)  
Test Lab: INNOVATION CENTER  
Issue Date: 3/3/2020  
Manufacturer: COOPER LIGHTING SOLUTIONS (FORMERLY EATON)  
Product Line: MCGRAW-EDISON  
Catalog Number: GWC-SA1D-750-U-T4W  
Description: GALLEON WALL LUMINAIRE  
(1) 70 CRI, 5000K, 1200mA LIGHTSQUARE WITH 16 LEDS AND TYPE IV WIDE OPTICS  
Light Source: -  
Ballast/Driver: ELECTRONIC DRIVER

**Summary**

Lumens per Lamp: N/A  
Luminaire Lumens: 8229 lumens  
Efficiency: N/A  
Efficacy: 122.8 lumens/watt  
Luminous Opening: Rectangular (W 0.5' x L: 0.5' x H: 0')  
IES Classification: Type IV - Short  
BUG Rating: B2 - U0 - G2

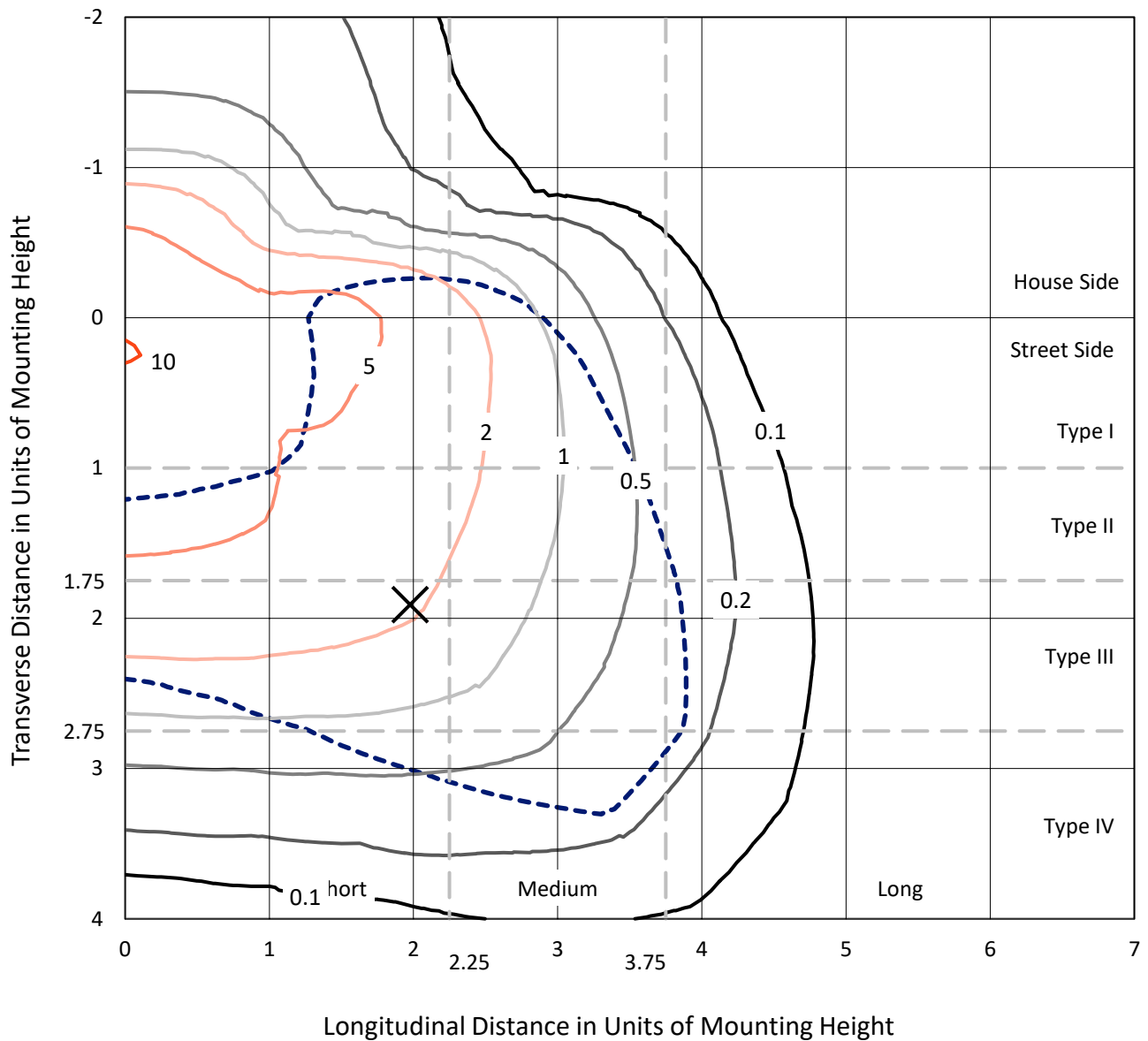
Input Watts (W): 67  
Input Voltage (V): NR  
Input Current (Ain): NR  
Voltage Rise (V): NR  
Power Factor: NR  
Total Harmonic Distortion (THDi): NR  
Frequency (hertz): 60  
Stabilization Time: NR  
Operation Time: NR  
Ambient Temperature (°C): NR  
Test Distance: 24 FT



REPORT NUMBER: P386209  
 CATALOG NUMBER: GWC-SA1D-750-U-T4W

### Iso-Footcandle Lines of Horizontal Illumination

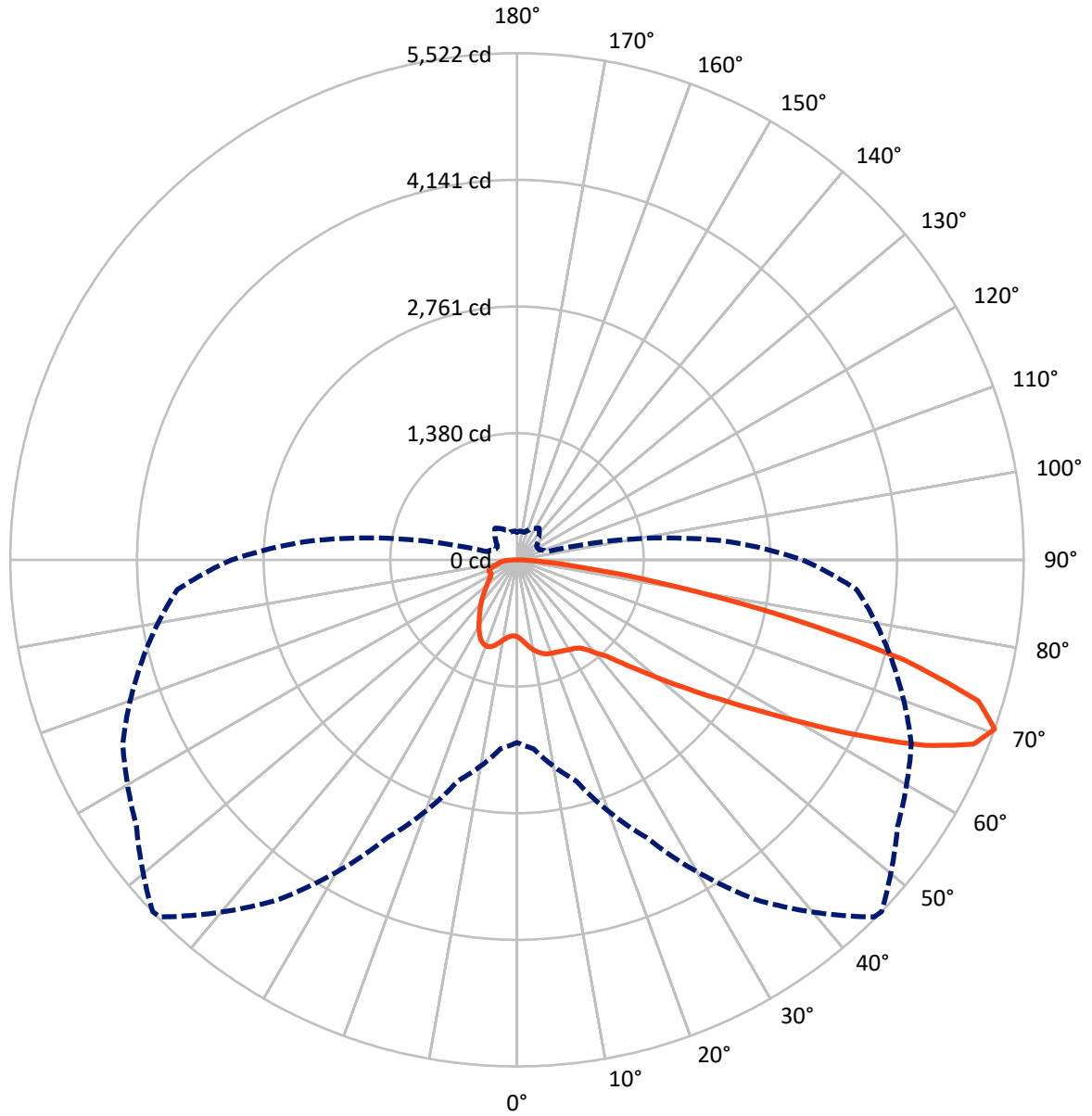
✕ Max cd  
 - - - 1/2 Max cd



Based on 10 foot mounting height. Maximum calculated value = 10.5 fc  
 Type IV - Short - N/A

REPORT NUMBER: P386209  
CATALOG NUMBER: GWC-SA1D-750-U-T4W

### Luminous Intensity Polar Plot



— Vertical Plane Through 46-Deg Lateral    - - - Horizontal Cone Through 70-Deg Vertical



REPORT NUMBER: P386209  
 CATALOG NUMBER: GWC-SA1D-750-U-T4W

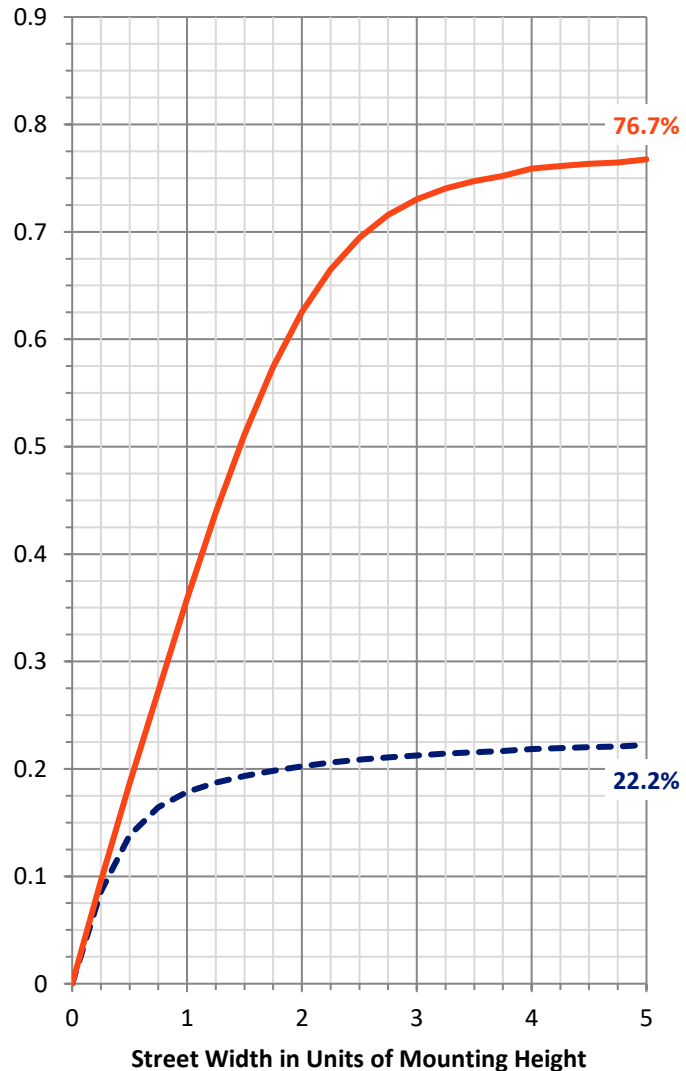
**FLUX DISTRIBUTION:**

		Downward	Upward	Total
<b>House Side</b>	Lumens	1886.1	0.0	1886.1
	% Fixture	22.9	0.0	22.9
<b>Street Side</b>	Lumens	6342.9	0.0	6342.9
	% Fixture	77.1	0.0	77.1
<b>Total</b>	Lumens	8229.0	0.0	8229.0
	% Fixture	100.0	0.0	100.0

**Coefficient of Utilization**

**ZONAL LUMENS:**

Zone	Lumens	% Fixture
0°-10°	85.5	1.0
10°-20°	284.7	3.5
20°-30°	474.8	5.8
30°-40°	673.7	8.2
40°-50°	991.0	12.0
50°-60°	1678.3	20.4
60°-70°	2382.4	29.0
70°-80°	1447.3	17.6
80°-90°	211.2	2.6
90°-100°	0.0	0.0
100°-110°	0.0	0.0
110°-120°	0.0	0.0
120°-130°	0.0	0.0
130°-140°	0.0	0.0
140°-150°	0.0	0.0
150°-160°	0.0	0.0
160°-170°	0.0	0.0
170°-180°	0.0	0.0
0°-90°	8229.0	100.0
0°-180°	8229.0	100.0



REPORT NUMBER: P386209

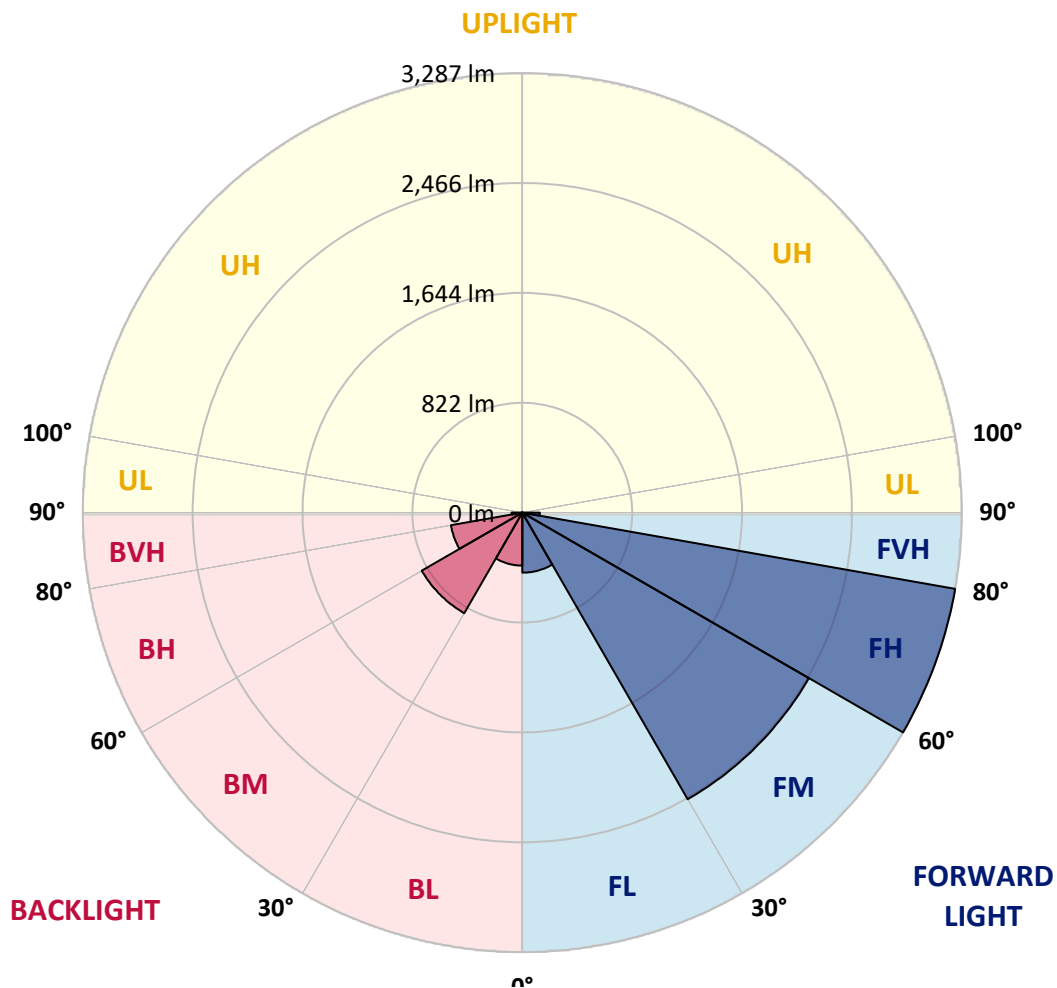
CATALOG NUMBER: GWC-SA1D-750-U-T4W

**LUMINAIRE CLASSIFICATION SYSTEM LUMEN TABLE AND BUG RATING:**

Zone	Lumens	% Fixture	Zone Rating/Lumen Limit		
			B	U	G
FL (0°-30°)	449.0	5.5			
FM (30°-60°)	2474.9	30.1			
FH (60°-80°)	3287.4	39.9			G2/5000
FVH (80°-90°)	131.6	1.6			G2/225
BL (0°-30°)	396.0	4.8	B1/500		
BM (30°-60°)	868.2	10.6	B1/1000		
BH (60°-80°)	542.2	6.6	B2/1000		G2/1000
BVH (80°-90°)	79.6	1.0			G1/100
UL (90°-100°)	0.0	0.0		U0/0	
UH (100°-180°)	0.0	0.0		U0/0	

**BUG Rating: B2-U0-G2**

Type IV Short





REPORT NUMBER: P386209

CATALOG NUMBER: GWC-SA1D-750-U-T4W

**CANDELA DISTRIBUTION (FULL):**

	0°	5°	15°	25°	35°	45°	46°	55°	65°	75°	85°
0°	838.4	838.4	838.4	838.4	838.4	838.4	838.4	838.4	838.4	838.4	838.4
2.5°	880.3	880.9	882.0	879.2	871.3	869.1	868.2	860.1	854.7	846.8	840.1
5°	950.7	951.3	949.6	941.7	924.3	911.3	910.2	891.6	874.7	856.7	843.2
7.5°	1024.2	1025.1	1019.7	1004.8	980.3	957.8	956.4	931.0	905.4	878.1	857.8
10°	1089.3	1085.9	1077.2	1056.3	1027.3	999.7	998.6	972.1	942.6	909.6	882.6
12.5°	1132.7	1129.8	1118.6	1093.2	1061.4	1036.1	1033.8	1009.3	980.6	944.5	912.2
15°	1156.6	1158.6	1143.4	1114.6	1083.7	1062.3	1060.3	1042.8	1017.2	980.9	943.7
17.5°	1159.7	1161.4	1146.7	1118.3	1093.0	1078.3	1077.5	1065.9	1047.3	1012.4	973.6
20°	1141.7	1142.8	1130.7	1107.3	1090.7	1086.2	1085.9	1080.8	1067.0	1036.1	998.3
22.5°	1115.5	1116.3	1107.6	1090.7	1085.1	1092.1	1094.1	1092.1	1082.3	1053.2	1017.8
25°	1109.0	1108.4	1099.4	1082.3	1087.0	1102.0	1104.5	1105.3	1098.6	1073.2	1042.5
27.5°	1140.3	1138.3	1121.1	1093.5	1096.6	1114.6	1118.0	1126.2	1122.0	1099.7	1070.7
30°	1230.7	1227.3	1192.1	1136.3	1121.1	1130.4	1134.6	1147.6	1148.4	1129.8	1108.2
32.5°	1383.3	1379.1	1316.0	1216.3	1162.5	1146.5	1150.4	1169.8	1180.3	1165.9	1142.5
35°	1576.2	1571.4	1488.6	1352.3	1231.8	1177.2	1180.0	1195.5	1216.3	1196.0	1165.0
37.5°	1777.3	1765.7	1686.0	1512.3	1341.9	1242.8	1242.8	1244.7	1254.6	1212.4	1191.5
40°	1977.2	1965.7	1893.6	1700.4	1484.4	1346.1	1339.7	1296.0	1288.1	1251.8	1244.7
42.5°	2163.1	2159.7	2117.2	1913.0	1651.7	1447.8	1438.8	1364.7	1366.4	1343.9	1344.2
45°	2360.8	2360.8	2326.2	2127.6	1846.6	1611.1	1602.1	1493.1	1510.0	1499.6	1524.7
47.5°	2522.2	2527.2	2522.4	2351.2	2073.3	1818.7	1802.3	1671.1	1718.4	1754.2	1827.1
50°	2686.9	2694.8	2695.6	2596.5	2347.3	2065.4	2046.8	1907.4	2013.0	2115.5	2258.9
52.5°	2926.0	2943.7	2873.1	2841.2	2683.0	2358.3	2340.0	2211.3	2387.5	2531.5	2778.4
55°	3147.6	3132.1	3081.7	3101.4	3042.3	2691.7	2677.9	2565.0	2804.9	2991.9	3312.7
57.5°	3267.6	3266.5	3317.2	3401.7	3429.8	3102.9	3091.3	2981.5	3275.5	3416.0	3814.2
60°	3408.4	3410.4	3536.0	3727.8	3843.8	3614.8	3609.8	3526.4	3732.6	3812.0	4207.6
62.5°	3428.1	3463.6	3679.9	4009.9	4231.3	4213.0	4224.3	4017.3	4141.5	4127.9	4501.4
65°	3201.4	3248.2	3639.6	4095.3	4616.5	4867.2	4877.6	4510.9	4463.9	4398.0	4606.4
67.5°	2736.8	2806.0	3231.3	3909.7	4743.6	5350.7	5365.4	4893.7	4731.4	4489.5	4353.5
70°	1991.6	2068.5	2496.5	3339.1	4517.1	5505.3	5521.9	5062.9	4741.6	4229.0	3716.5
72.5°	1203.1	1263.3	1616.2	2458.2	3812.5	5223.7	5253.3	4848.3	4329.0	3582.2	2744.4
75°	528.3	567.7	781.5	1416.5	2729.4	4322.0	4358.9	4149.9	3517.4	2603.3	1622.1
77.5°	225.0	236.3	320.5	615.3	1543.0	2953.3	3004.0	3032.2	2386.4	1416.5	685.5
80°	140.2	144.8	181.4	278.5	722.1	1658.7	1713.4	1784.0	1185.0	520.7	239.4
82.5°	85.3	90.4	120.5	168.4	376.0	751.9	778.1	828.0	459.9	225.0	123.9
85°	51.3	54.9	73.8	106.5	214.0	295.7	295.4	326.7	216.6	144.8	65.3
87.5°	24.5	27.3	39.4	55.2	107.9	111.0	103.9	117.7	131.5	94.9	32.9
90°	0.0	0.0	0.0	0.0	0.0	0.0	0.0	0.0	0.0	0.0	0.0



REPORT NUMBER: P386209  
 CATALOG NUMBER: GWC-SA1D-750-U-T4W

**CANDELA DISTRIBUTION (continued):**

	90°	95°	105°	115°	125°	135°	145°	155°	165°	175°	180°
0°	838.4	838.4	838.4	838.4	838.4	838.4	838.4	838.4	838.4	838.4	838.4
2.5°	837.8	836.7	833.0	830.2	829.6	828.0	826.5	827.4	828.5	828.8	828.8
5°	837.5	834.4	829.6	827.7	830.2	833.6	837.8	843.4	846.8	849.4	851.0
7.5°	851.0	845.1	839.8	838.7	843.7	852.7	862.3	874.1	882.3	887.9	889.1
10°	873.6	866.3	860.9	862.0	871.0	884.0	897.5	912.7	925.1	932.7	933.3
12.5°	899.5	892.4	887.4	892.2	907.1	922.9	936.9	950.2	961.4	969.0	969.0
15°	929.3	924.3	918.4	929.3	949.6	963.7	969.6	976.1	982.3	987.9	986.8
17.5°	958.1	953.3	950.2	963.1	984.3	990.7	986.8	982.0	982.0	985.1	985.7
20°	982.8	978.6	980.6	993.3	1004.2	997.5	982.8	967.6	961.4	963.1	964.8
22.5°	1004.5	1002.6	1008.5	1014.4	1006.5	982.8	955.8	935.3	927.6	927.1	927.6
25°	1029.9	1029.6	1036.9	1026.2	991.3	947.6	911.3	891.3	887.1	890.5	896.1
27.5°	1061.4	1064.5	1068.2	1029.0	960.3	894.4	857.5	843.7	847.9	856.1	861.5
30°	1101.7	1110.1	1102.2	1022.0	915.8	833.6	798.4	794.4	806.0	817.5	823.2
32.5°	1140.8	1154.1	1134.9	1003.7	858.4	769.1	741.8	740.7	754.7	766.0	773.9
35°	1172.4	1198.6	1159.4	967.4	791.9	709.7	689.7	682.1	687.1	700.4	709.4
37.5°	1213.5	1257.1	1176.3	911.9	719.8	660.7	637.3	619.8	615.3	620.7	625.2
40°	1288.7	1346.4	1184.2	834.4	649.4	611.7	588.0	562.4	544.6	531.7	532.0
42.5°	1411.5	1462.7	1179.1	740.4	584.4	563.8	537.0	507.5	478.7	449.5	447.2
45°	1610.8	1635.6	1163.9	640.7	527.2	513.7	488.6	459.0	420.7	387.5	384.4
47.5°	1929.9	1875.0	1140.3	553.7	476.8	471.1	448.1	414.0	373.4	346.7	344.4
50°	2365.0	2220.6	1128.7	484.4	432.3	434.0	415.1	379.1	340.8	321.0	318.8
52.5°	2885.4	2623.0	1151.0	430.9	396.5	402.4	388.3	354.6	322.5	307.0	304.7
55°	3425.3	3039.8	1174.9	392.0	362.7	374.3	369.5	341.6	312.6	298.2	296.3
57.5°	3887.4	3351.0	1127.0	360.5	332.6	350.6	354.8	333.4	307.5	294.6	292.3
60°	4178.4	3476.3	1001.4	330.9	308.7	331.7	346.4	331.2	309.5	308.4	306.7
62.5°	4316.3	3465.3	813.0	307.5	293.7	323.6	352.6	343.9	332.0	342.2	343.0
65°	4254.4	3299.7	605.5	292.0	283.0	326.7	371.2	367.8	338.5	348.6	350.1
67.5°	3846.6	2904.6	448.3	278.5	271.2	335.4	405.0	375.7	325.8	333.2	328.6
70°	3109.1	2302.8	345.8	263.3	259.1	334.3	420.2	370.9	312.0	313.7	301.6
72.5°	2144.0	1570.3	281.3	249.2	241.6	304.7	409.5	359.1	300.5	287.5	271.5
75°	1165.9	842.9	239.1	234.6	210.9	267.5	389.8	350.6	290.1	272.9	263.9
77.5°	458.8	349.8	207.6	214.6	184.5	236.3	367.8	334.6	275.7	253.2	248.7
80°	187.3	178.5	172.1	185.6	158.6	206.7	341.3	315.7	258.5	234.9	225.9
82.5°	106.2	111.0	133.8	146.4	128.7	190.4	328.6	300.5	238.0	210.4	199.7
85°	54.4	65.1	93.2	105.0	94.6	161.9	302.7	263.0	190.9	161.1	161.9
87.5°	26.2	36.3	58.9	65.9	61.4	117.2	226.1	190.7	148.7	117.7	114.1
90°	0.0	0.0	0.0	0.0	0.0	0.0	0.0	0.0	0.0	0.0	0.0



Signify Classified - Internal  
Cooper Lighting Solutions Photometric Lab  
1121 Highway 74 South  
Peachtree City, GA 30269

Scaled Data Report



Report Generated By 670245982

Signify Classified - Internal  
Cooper Lighting Solutions Photometric Lab  
1121 Highway 74 South  
Peachtree City, GA 30269

Scaled Data Report



Signify Classified - Internal  
Cooper Lighting Solutions Photometric Lab  
1121 Highway 74 South  
Peachtree City, GA 30269

Scaled Data Report



Signify Classified - Internal  
Cooper Lighting Solutions Photometric Lab  
1121 Highway 74 South  
Peachtree City, GA 30269

Scaled Data Report





--- HS    — SS

Signify Classified - Internal  
Cooper Lighting Solutions Photometric Lab  
1121 Highway 74 South  
Peachtree City, GA 30269

Scaled Data Report



u

Signify Classified - Internal  
Cooper Lighting Solutions Photometric Lab  
1121 Highway 74 South  
Peachtree City, GA 30269

Scaled Data Report



Signify Classified - Internal  
Cooper Lighting Solutions Photometric Lab  
1121 Highway 74 South  
Peachtree City, GA 30269

Scaled Data Report



(END OF REPORT)